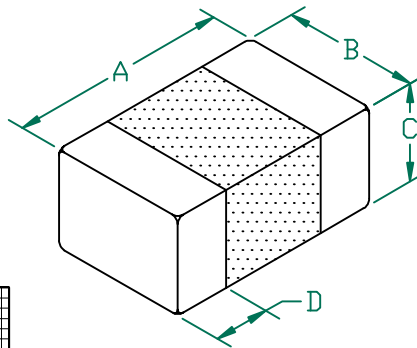


# HZ0805G471R-10

**UNCONTROLLED DOCUMENT**

PHYSICAL DIMENSIONS:

A	2.00 [.079]	+ 0.20 [.008]
B	1.25 [.049]	+ 0.20 [.008]
C	0.85 [.033]	+ 0.20 [.008]
D	0.51 [.020]	+ 0.25 [.010]



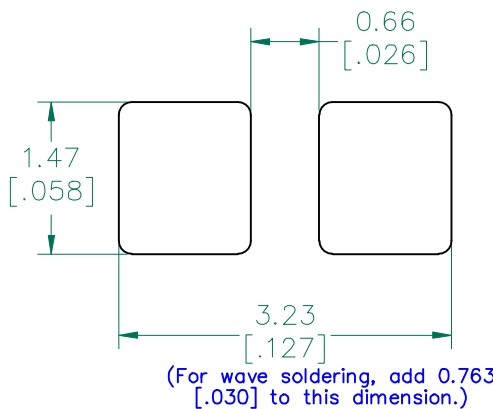
ELECTRICAL CHARACTERISTICS:			
Z @ 100MHz (Ω)	DCR (Ω)	Rated Current	
Nominal	470		
Minimum	353		
Maximum	588	0.20	700 mA

NOTES: UNLESS OTHERWISE SPECIFIED

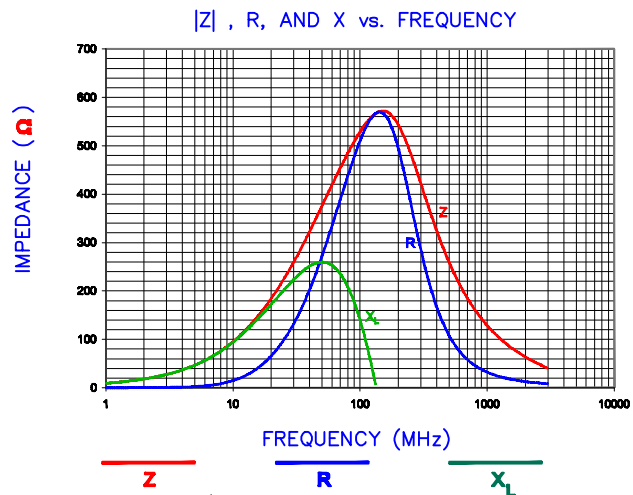
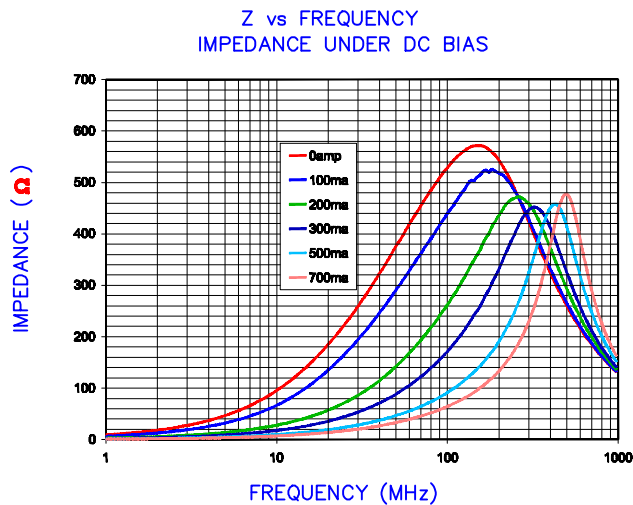
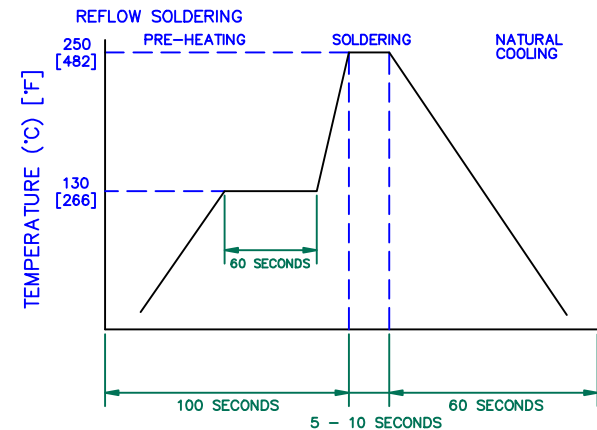
1. TAPED AND REELED per CURRENT EIA SPECIFICATIONS 7" REELS, 4000 PCS/REEL.
2. TERMINATION FINISH IS 100% TIN.
3. COMPONENTS SHOULD BE ADEQUATELY PREHEATED BEFORE SOLDERING.



LAND PATTERNS FOR REFLOW SOLDERING



RECOMMENDED SOLDERING CONDITIONS



DIMENSIONS ARE IN mm [INCHES].				This print is the property of Laird Tech. and is loaned in confidence subject to return upon request and with the understanding that no copies shall be made without the written consent of Laird Tech. All rights to design or invention are reserved.			
PROJECT/PART NUMBER: <b>HZ0805G471R-10</b>				REV <b>B</b>	PART TYPE: <b>CO-FIRE</b>	DRAWN BY: <b>TMB</b>	
<b>B</b>	UPDATE COMPANY LOGO ADD ROHS	03/24/08	JRK	DATE:	04/03/04	SCALE:	NTS
<b>A</b>	ORIGINAL DRAFT	04/03/04	TMB	CAD #	HZ0805G471R-10-B	TOOL #	-
REV	DESCRIPTION	DATE	INT	SHEET: <b>2 of 2</b>			